

Established in 1978

Focused on Uncoiler, Precision Leveler and Feeder machines as well as customized equipment for coil processing and press automation.

GOW
CHUHSHIN

GOW
CHUHSHIN

CHUH SHIN PRECISION MACHINERY CO., LTD.

No.11, Wuquan 8th Rd., Wugu Dist., New Taipei City 24891, Taiwan
(New Taipei Industrial Park)

TEL: +886-2-2290-2556 FAX: +886-2-2290-1516

gow@chuhshin.com.tw

www.chuhshin.com

KUNSHAN GUOXIONG PRECISION MACHINE CO., LTD.

No.268 Yucheng South Road, Yushan Town KucShan City,
Jiangsu Province 25300, China

TEL: +86-512-5523-1751 FAX: +86-512-5757-7724

gows@chuhshin.com.tw



**AUTOMATIC FEEDING
EQUIPMENT FOR PRESS MACHINE**

www.chuhshin.com



Company History

- 2018 Product development import the core of industry 4.0 application
- 2017 Developed five sections precision of special leveler for thin material
- 2016 Set up service facility in Indonesia, Malaysia, Vietnam and Thailand
- 2013 Integration and development of a Wide Roll Material Cutter
- 2011 Developed a wide range width compact line (NCJ series)
- 2010 Developed a Twin Uncoiler 3 IN 1 compact line, and a Closed Circuit NC Servo System increasing the feed accuracy
- 2008 Established a Sales branch office for China market
- 2006 Developed a Forming Machine for Automobile Windshield Wipers meanwhile set up a service facility in Dongguan, Kunshan China
- 2005 Developed the Four Plane Precision Leveler unit for 2 IN 1 and 3 IN 1 model what is suitable for highly sensitive and flatness required materials. Applied for patents in Taiwan & China.
- 2003 Developed the 0.1~0.6mm, 2 Section Precision Leveler unit for the application with thin materials & then combined it with the 3 IN 1 compact line
- 2002 Developed the 2 section Precision Leveler unit with open top function
- 2001 The company moved to its present location (New Taipei Industrial Park) & established Chuh Shin Precision Machinery CO., LTD for its oversea trading business
- 1998 3 IN 1 Compact Feed line developed
- 1995 NC Roll Feeder developed
- 1990 The wide range thickness Straightening Machine was developed
- 1989 The company moved to a larger facility due to business expansion and started doing business as Chen Hsin and under the brand name of GOW.
- 1978 The company was established in Taipei County specialized in manufacturing Uncoiler, Straightener, Cradle Type Feeder Straightener


Key Press Line Equipment

- 03 3 IN 1 NCL Series Uncoiler / Straightener / Feeder
- 07 3 IN 1 NCT Series Two Section Uncoiler / Leveler / Feeder
- 11 3 IN 1 NCJ Series Heavy Duty Uncoiler / Straightener / Feeder
- 14 NC Servo Feeder
- 17 2 IN 1 Four Plane Surface Precision Uncoiler & Leveler
- 19 2 IN 1 Two Plane Precision Uncoiler & Leveler
- 23 2 IN 1 Series Compact Uncoiler & Straightener
- 26 Uncoiler & Straightener



Chuh Shin Precision Machinery is focused on Uncoiler, Straightener, Precision Leveler and Feeder machines as well as customized equipment for coil processing and press automation. We are part of the GOW Group which was established in 1978. With a wide range of specialized equipment for the automotive, electronics, hardware and furniture industries we continuously develop and create patented solutions for high efficiency sheet metal production. Headquartered in Taiwan and with a sales and service branch in China for prompt delivery and service to clients around the world, we are well-known industry wide for ease of use, reliability and performance. Our machines help manufacturers to reduce production costs, improve product quality while increasing their yield and bottom line.





3 IN 1 NCL-DH Series
Twin Type Uncoiler / Straightener / Feeder



Features

- New concept and design reduces space requirements.
- High rigidity mechanical structure design and work with Mitsubishi servo control system to ensure the feeding accuracy.
- Friendly operation by adopting Human Machine Interface control system.
- Auto feed monitoring function which can be a safety operation when the unit interlock with press stamping operation.
- Feeder rolls and straightener rolls have undergone special heat treatment of HRC 60° for high precision leveling, rolls surface chromium-plating and then ground, high hardness, high wear-resistant characteristic and long service life cycle.
- Uncoiler hydraulic expansion design makes the job more efficiently.
- Collocation twin type uncoiler and coil car, save loading coil time increase efficiency.



3 IN 1 NCL Series
Wide Material Uncoiler / Straightener / Feeder

NCL1 Series for 0.3 ~ 1.0 mm

Model		NCL1-300	NCL1-400	NCL1-500	NCL1-600	NCL1-700	NCL1-800	NCL1-900	NCL1-1000
Width of Material	mm	300	400	500	600	700	800	900	1000
Thickness of Material	mm	0.3 ~ 1.0							
Feed Roll	mm	70 x 2 pcs							
Work Roll	mm	40 x 9 pcs	40 x 9 pcs	40 x 9 pcs	40 x 9 pcs	50 x 9 pcs	50 x 9 pcs	50 x 9 pcs	50 x 9 pcs
Work Roll Arrangement		Upper 5 / Lower 4							
Main Servo Motor	kW	2.0	3.5	3.5	3.5	5.0	5.0	5.0	7.0
Air Supply	kg/cm ²	5							
P.L.H Adjustment	mm	Cust. Demand High ±100							

NCL2 Series for 0.4 ~ 2.0 mm

Model		NCL2-300	NCL2-400	NCL2-500	NCL2-600	NCL2-700	NCL2-800	NCL2-900	NCL2-1000
Width of Material	mm	300	400	500	600	700	800	900	1000
Thickness of Material	mm	0.4 ~ 2.0							
Feed Roll	mm	70 x 2 pcs			96 x 2 pcs				132 x 2 pcs
Work Roll	mm	50 x 9 pcs	50 x 9 pcs	50 x 9 pcs	60 x 9 pcs	60 x 9 pcs	60 x 9 pcs	60 x 9 pcs	72 x 9 pcs
Work Roll Arrangement		Upper 5 / Lower 4							
Main Servo Motor	kW	2.0	3.5	3.5	3.5	5.0	5.0	5.0	7.0
Air Supply	kg/cm ²	5							
P.L.H Adjustment	mm	Cust. Demand High ±100							

NCL3 Series for 0.5 ~ 3.0 mm

Model		NCL3-300	NCL3-400	NCL3-500	NCL3-600	NCL3-700	NCL3-800	NCL3-900	NCL3-1000	
Width of Material	mm	300	400	500	600	700	800	900	1000	
Thickness of Material	mm	0.5 ~ 3.0								
Feed Roll	mm	96 x 2 pcs			112 x 2 pcs			132 x 2 pcs		
Work Roll	mm	60 x 7 pcs	60 x 7 pcs	60 x 7 pcs	72 x 7 pcs	72 x 7 pcs	72 x 7 pcs	84 x 7 pcs	84 x 7 pcs	
Work Roll Arrangement		Upper 4 / Lower 3								
Main Servo Motor	kW	3.5	3.5	3.5	5.0	5.0	5.0	5.0	7.0	
Air Supply	kg/cm ²	5								
P.L.H Adjustment	mm	Cust. Demand High ±100								

NCL4 Series for 0.8 ~ 4.0 mm

Model		NCL4-300	NCL4-400	NCL4-500	NCL4-600	NCL4-700	NCL4-800	NCL4-900	NCL4-1000	
Width of Material	mm	300	400	500	600	700	800	900	1000	
Thickness of Material	mm	0.8 ~ 4.0								
Feed Roll	mm	112 x 2 pcs			132 x 2 pcs					
Work Roll	mm	72 x 7 pcs	72 x 7 pcs	72 x 7 pcs	84 x 7 pcs	84 x 7 pcs	84 x 7 pcs	96 x 7 pcs	96 x 7 pcs	
Work Roll Arrangement		Upper 4 / Lower 3								
Main Servo Motor	kW	3.5	5.0	5.0	5.0	7.0	7.0	7.0	11.0	
Air Supply	kg/cm ²	5								
P.L.H Adjustment	mm	Cust. Demand High ±100								

NCL5 Series for 1.0 ~ 5.0 mm

Model		NCL5-300	NCL5-400	NCL5-500	NCL5-600	NCL5-700	NCL5-800	NCL5-900	NCL5-1000	
Width of Material	mm	300	400	500	600	700	800	900	1000	
Thickness of Material	mm	1.0 ~ 5.0								
Feed Roll	mm	114 x 2 pcs			132 x 2 pcs					
Work Roll	mm	84 x 7 pcs	84 x 7 pcs	84 x 7 pcs	96 x 7 pcs	96 x 7 pcs	96 x 7 pcs	114 x 7 pcs	114 x 7 pcs	
Work Roll Arrangement		Upper 4 / Lower 3								
Main Servo Motor	kW	5.0	5.0	5.0	7.0	7.0	7.0	11.0	11.0	
Air Supply	kg/cm ²	5								
P.L.H Adjustment	mm	Cust. Demand High ±100								

NCL6 Series for 1.0 ~ 6.0 mm

Model		NCL6-300	NCL6-400	NCL6-500	NCL6-600	NCL6-700	NCL6-800	NCL6-900	NCL6-1000	
Width of Material	mm	300	400	500	600	700	800	900	1000	
Thickness of Material	mm	1.0 ~ 6.0								
Feed Roll	mm	114 x 2 pcs			132 x 2 pcs			144 x 2 pcs		
Work Roll	mm	96 x 7 pcs	96 x 7 pcs	96 x 7 pcs	114 x 7 pcs	114 x 7 pcs	114 x 7 pcs	120 x 7 pcs	120 x 7 pcs	
Work Roll Arrangement		Upper 4 / Lower 3								
Main Servo Motor	kW	5.0	5.0	7.0	7.0	7.0	11.0	11.0	15.0	
Air Supply	kg/cm ²	5								
P.L.H Adjustment	mm	Cust. Demand High ±100								

Uncoiler Specifications

Width of Material	mm	300	400	500	600	700	800	900	1000	
Max. Coil Weight	kg	1500	2000	2000	3000	3000	5000	5000	5000	
Coil I.D.	mm	Ø450 ~ 520					Ø480 ~ 520			
Max. Coil O.D.	mm	1200 or 1500								
Uncoiler Expansion		Hydraulic								
NCL1 ~ NCL3	HP	1	1	2	2	2	3	3	5	
Uncoiler Motor and Inverter	kW	1.5	1.5	1.5	2.2	2.2	3.7	3.7	3.7	
NCL4 ~ NCL6	HP	1	2	2	3	3	5	5	5	
Uncoiler Motor and Inverter	kW	1.5	2.2	2.2	3.7	3.7	3.7	5.5	5.5	

- If material occur unconventional curve phenomena the straightener can't promise flat of material accuracy.
For example : Cross bow, torsion, wave edges, central buckles ..ext.
- All specifications, dimensions and design characteristics shown in this catalogue are subject to change without notice.

Standard Accessories

- Programmable multi – pitch setting with cutting signal output function. (Cutting signal output function is able to control the cutting device.)
- HMI touch screen control panel.
- 2 points micro adjustment (Attached with dial gauge)
- Straightener work rolls air release.
- Motor drive uncoiler with inverter control.
- Uncoiler photoelectric sensor control unit.
- Uncoiler hydraulic mandrel expansion device.
- Manual coil guide.
- Snubber arm.
- Carry over guide.
- Carry over clamp. (Applicable to NCL4 above)
- Peeler.
- Pre – bender. (Applicable to NCL4 above)

Optional Accessories

- Flip – Top straightener head device.
- Coil car (Coil loading assisting device).
- Motorized pass line high adjustment device.
- Clamping peeler device.




3 IN 1 NCT Series
Clamping Peeler + Coil car



Features

- New concept and design reduces space requirements.
- The unique 2 sections leveling design for solving the high flatness and leveling stability of material requirement.
- Flip – Top leveler head device for easy maintenance operation.
- High rigidity mechanical structure design and work with Mitsubishi servo control system to ensure the feeding accuracy.
- Friendly operation by adopting Human Machine Interface control system.
- Auto feed monitoring function which can be a safety operation when the unit interlock with press stamping operation.
- Feeder rolls and straightener rolls have undergone special heat treatment of HRC 60° for high precision leveling, rolls surface chromium-plating and then ground, high hardness, high wear-resistant characteristic and long service life cycle.
- Uncoiler hydraulic expansion design makes the job more efficiently.
- Collocation twin type uncoiler and coil car, save loading coil time increase efficiency.



Standard Accessory:
Flip – Top Leveler Head Device



Optional Accessory:
Clamping Peeler Device

NCT1 Series for 0.3 ~ 1.0 mm

Model		NCT1-300	NCT1-400	NCT1-500	NCT1-600	NCT1-700	NCT1-800	NCT1-900	NCT1-1000
Width of Material	mm	300	400	500	600	700	800	900	1000
Thickness of Material	mm	0.3 ~ 1.0							
Feed Roll	mm	70 x 2 pcs							
Work Roll	mm	40 x 12 pcs	40 x 12 pcs	40 x 12 pcs	40 x 12 pcs	50 x 12 pcs	50 x 12 pcs	50 x 12 pcs	50 x 12 pcs
Work Roll Arrangement		First Section:Upper 1 / Lower 2, Second Section:Upper 5 / Lower 4							
Main Servo Motor	kW	2.0	3.5	3.5	3.5	5.0	5.0	5.0	7.0
Air Supply	kg/cm ²	5							
P.L.H Adjustment	mm	Cust. Demand High ±100							

NCT2 Series for 0.4 ~ 2.0 mm

Model		NCT2-300	NCT2-400	NCT2-500	NCT2-600	NCT2-700	NCT2-800	NCT2-900	NCT2-1000
Width of Material	mm	300	400	500	600	700	800	900	1000
Thickness of Material	mm	0.4 ~ 2.0							
Feed Roll	mm	70 x 2 pcs			96 x 2 pcs				132 x 2 pcs
Work Roll	mm	50 x 12 pcs	50 x 12 pcs	50 x 12 pcs	60 x 12 pcs	60 x 12 pcs	60 x 12 pcs	60 x 12 pcs	72 x 12 pcs
Work Roll Arrangement		First Section:Upper 1 / Lower 2, Second Section:Upper 5 / Lower 4							
Main Servo Motor	kW	2.0	3.5	3.5	3.5	5.0	5.0	5.0	7.0
Air Supply	kg/cm ²	5							
P.L.H Adjustment	mm	Cust. Demand High ±100							

NCT3 Series for 0.5 ~ 3.0 mm

Model		NCT3-300	NCT3-400	NCT3-500	NCT3-600	NCT3-700	NCT3-800	NCT3-900	NCT3-1000	
Width of Material	mm	300	400	500	600	700	800	900	1000	
Thickness of Material	mm	0.5 ~ 3.0								
Feed Roll	mm	96 x 2 pcs			112 x 2 pcs			132 x 2 pcs		
Work Roll	mm	60 x 12 pcs	60 x 12 pcs	60 x 12 pcs	72 x 12 pcs	72 x 12 pcs	72 x 12 pcs	84 x 12 pcs	84 x 12 pcs	
Work Roll Arrangement		First Section: Upper 1 / Lower 2, Second Section: Upper 5 / Lower 4								
Main Servo Motor	kW	3.5	3.5	3.5	5.0	5.0	5.0	7.0	7.0	
Air Supply	kg/cm ²	5								
P.L.H Adjustment	mm	Cust. Demand High ±100								

NCT4 Series for 0.8 ~ 4.0 mm

Model		NCT4-300	NCT4-400	NCT4-500	NCT4-600	NCT4-700	NCT4-800	NCT4-900	NCT4-1000	
Width of Material	mm	300	400	500	600	700	800	900	1000	
Thickness of Material	mm	0.8 ~ 4.0								
Feed Roll	mm	112 x 2 pcs			132 x 2 pcs					
Work Roll	mm	72 x 12 pcs	72 x 12 pcs	72 x 12 pcs	84 x 12 pcs	84 x 12 pcs	84 x 12 pcs	96 x 12 pcs	96 x 12 pcs	
Work Roll Arrangement		First Section: Upper 1 / Lower 2, Second Section: Upper 5 / Lower 4								
Main Servo Motor	kW	3.5	5.0	5.0	5.0	7.0	7.0	7.0	11.0	
Air Supply	kg/cm ²	5								
P.L.H Adjustment	mm	Cust. Demand High ±100								

NCT5 Series for 1.0 ~ 5.0 mm

Model		NCT5-300	NCT5-400	NCT5-500	NCT5-600	NCT5-700	NCT5-800	NCT5-900	NCT5-1000	
Width of Material	mm	300	400	500	600	700	800	900	1000	
Thickness of Material	mm	1.0 ~ 5.0								
Feed Roll	mm	114 x 2 pcs			132 x 2 pcs					
Work Roll	mm	84 x 12 pcs	84 x 12 pcs	84 x 12 pcs	96 x 12 pcs	96 x 12 pcs	96 x 12 pcs	114 x 12 pcs	114 x 12 pcs	
Work Roll Arrangement		First Section: Upper 1 / Lower 2, Second Section: Upper 5 / Lower 4								
Main Servo Motor	kW	5.0	5.0	5.0	7.0	7.0	7.0	11.0	11.0	
Air Supply	kg/cm ²	5								
P.L.H Adjustment	mm	Cust. Demand High ±100								

NCT6 Series for 1.0 ~ 6.0 mm

Model		NCT6-300	NCT6-400	NCT6-500	NCT6-600	NCT6-700	NCT6-800	NCT6-900	NCT6-1000	
Width of Material	mm	300	400	500	600	700	800	900	1000	
Thickness of Material	mm	1.0 ~ 6.0								
Feed Roll	mm	114 x 2 pcs			132 x 2 pcs			144 x 2 pcs		
Work Roll	mm	96 x 12 pcs	96 x 12 pcs	96 x 12 pcs	114 x 12 pcs	114 x 12 pcs	114 x 12 pcs	120 x 12 pcs	120 x 12 pcs	
Work Roll Arrangement		First Section:Upper 1 / Lower 2, Second Section:Upper 5 / Lower 4								
Main Servo Motor	kW	5.0	5.0	7.0	7.0	7.0	11.0	15.0	15.0	
Air Supply	kg/cm ²	5								
P.L.H Adjustment	mm	Cust. Demand High ±100								

Uncoiler Specifications

Width of Material	mm	300	400	500	600	700	800	900	1000	
Max. Coil Weight	kg	1500	2000	2000	3000	3000	5000	5000	5000	
Coil I.D.	mm	Ø450 ~ 520				Ø480 ~ 520				
Max. Coil O.D.	mm	1200 or 1500								
Uncoiler Expansion		Hydraulic								
NCT1 ~ NCT3	HP	1	1	2	2	2	3	3	5	
Uncoiler Motor and Inverter	kW	1.5	1.5	1.5	2.2	2.2	3.7	3.7	3.7	
NCT4 ~ NCT6	HP	1	2	2	3	3	5	5	5	
Uncoiler Motor and Inverter	kW	1.5	2.2	2.2	3.7	3.7	3.7	5.5	5.5	

- If material occur unconventional curve phenomena the leveler can't promise flat of material accuracy.
For example : Cross bow, torsion, wave edges, central buckles ..ext.
- All specifications, dimensions and design characteristics shown in this catalogue are subject to change without notice.

Standard Accessories

- Programmable multi – pitch setting with cutting signal output function. (Cutting signal output function is able to control the cutting device.)
- HMI touch screen control panel.
- 2 points micro adjustment (Attached with dial gauge)
- Flip – Top leveler head device.
- Leveler work rolls air release.
- Motor drive uncoiler with inverter control.
- Uncoiler photoelectric sensor control unit.
- Uncoiler hydraulic mandrel expansion device.
- Manual coil guide.
- Snubber arm.
- Carry over guide.
- Carry over clamp. (Applicable to NCT4 above)
- Peeler.
- Pre – bender. (Applicable to NCT4 above)

Optional Accessories

- Coil Car (Coil loading assisting device).
- Motorized pass line high adjustment device.
- Clamping peeler device



Flip – Top Straightener Head Device



Features

- High rigidity mechanical structure design and work with Mitsubishi servo control system to ensure the feeding accuracy.
- Multi-functions touch panel designed, easy to configure and operation increase efficiency with pressing machine high perform connection operation.
- Special clamping peeler device, offering the solution easier to solve the customer in feeding material problem.
- Straightener / Precision leveler adopting screw lift designed by motor drive to easy adjustment the 3 IN 1 feeder machine pass line high as press machine change different dies.
- Feeder rolls and straightener rolls have undergone special heat treatment of HRC 60° for high precision leveling, rolls surface chromium-plating and then ground, high hardness, high wear-resistant characteristic and long service life cycle.
- Uncoiler hydraulic expansion design makes the job more efficiently.
- Collocation twin type uncoiler and coil car, save loading coil time increase efficiency.



NCJ8 Series

Heavy Duty Uncoiler / Straightener / Feeder



NCJ-DH Series

Twin Type Heavy Duty Uncoiler / Straightener / Feeder



Flip – Top Straightener Head Device

NCJ4 Series for 0.8 ~ 4.5 mm

Model		NCJ4-400	NCJ4-600	NCJ4-800	NCJ4-1000	NCJ4-1250
Width of Material	mm	400	600	800	1000	1250
Thickness of Material	mm	0.8 ~ 4.5				
Feed Roll	mm	136 x 4 Pcs				
Work Roll	mm	80 x 7 Pcs				
Work Roll Arrangement		Upper 4 / Lower 3				
Main Servo Motor	kW	5.0	7.0	7.0	11	11
Air Supply	kg/cm ²	5				
P.L.H Adjustment	mm	Cust. Demand High ±100				

NCJ6 Series for 1.0 ~ 6.0 mm

Model		NCJ6-400	NCJ6-600	NCJ6-800	NCJ6-1000	NCJ6-1250
Width of Material	mm	400	600	800	1000	1250
Thickness of Material	mm	1.0 ~ 6.0 (Option:8)				
Feed Roll	mm	144 x 4 Pcs				
Work Roll	mm	114 x 7 Pcs				
Work Roll Arrangement		Upper 4 / Lower 3				
Main Servo Motor	kW	7.0	7.0	11	11	15
Air Supply	kg/cm ²	5				
P.L.H Adjustment	mm	Cust. Demand High ±100				

Uncoiler Specifications

Width of Material	mm	400	600	800	1000	1250
Max. Coil Weight	kg	3000	5000	8000	8000	1000
Coil I.D.	mm	Ø460 ~ 520		Ø480 ~ 520		
Max. Coil O.D.	mm	1200 or 1500				
Uncoiler Expansion		Hydraulic				
Uncoiler Motor	HP	3	5	7.5	7.5	10
	kW	3.7	3.7	5.5	5.5	7.5

- If material occur unconventional curve phenomena the straightener can't promise flat of material accuracy.
For example : Cross bow, torsion, wave edges, central buckles ..ext.
- All specifications, dimensions and design characteristics shown in this catalogue are subject to change without notice.

Standard Accessories

- Programmable multi – pitch setting with cutting signal output function. (Cutting signal output function is able to control the cutting device.)
- HMI touch screen control panel.
- 2 points micro adjustment (Attached with dial gauge)
- Straightener work rolls air release.
- Motor drive uncoiler with inverter control.
- Uncoiler photoelectric sensor control unit.
- Uncoiler hydraulic mandrel expansion device.
- Manual coil guide.
- Snubber arm.
- Carry over guide.
- Carry over clamp.
- Peeler.
- Pre – bender.
- Coil Car (Coil loading assisting device).
- Motorized pass line high adjustment device.

Optional Accessories

- Flip – Top straightener head device.

NC Servo Feeder



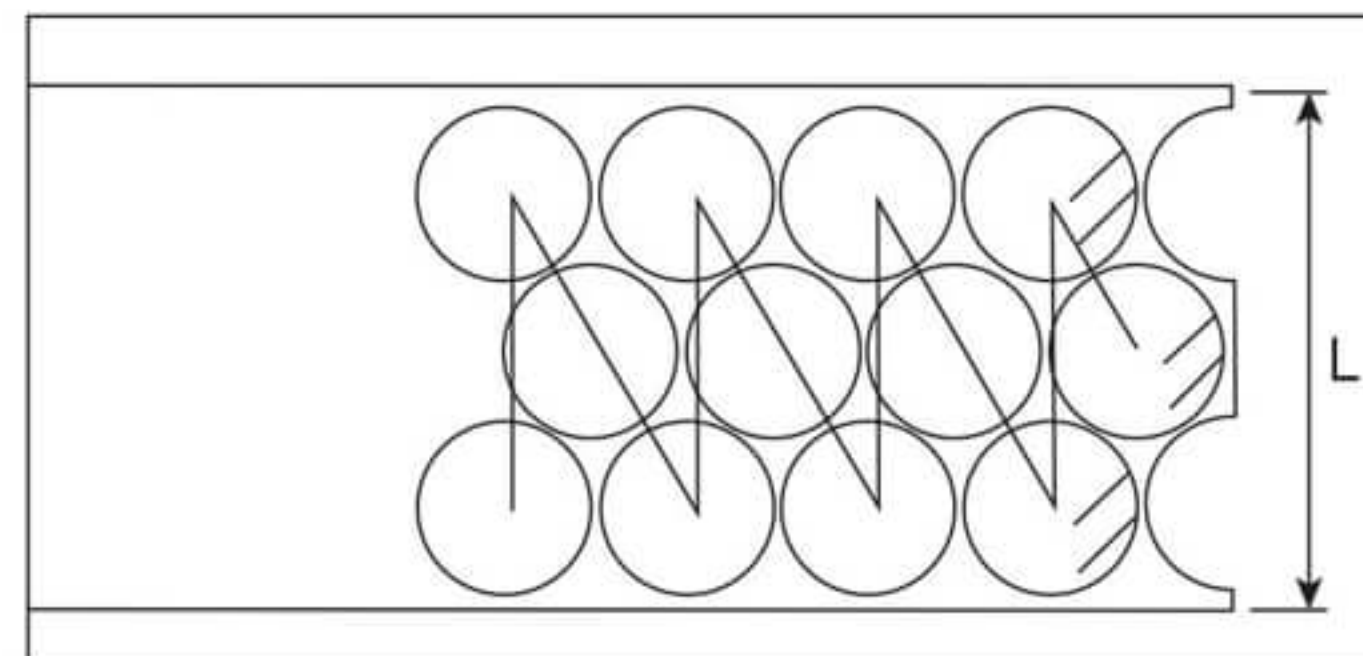
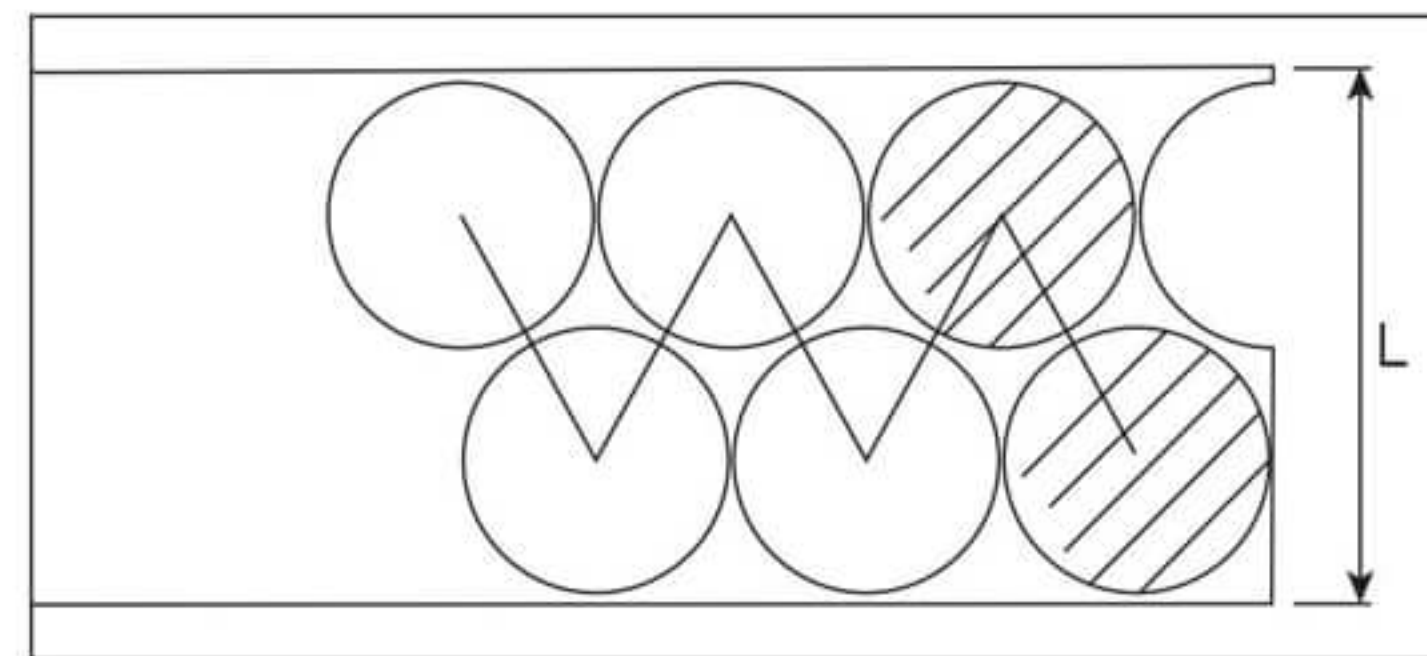
NC-H Servo Feeder (Double Feed Rolls Thick Material Type)



Features

- High rigidity mechanical structure design and work with Mitsubishi servo control system to ensure the feeding accuracy.
- Friendly operation by adopting Human Machine Interface control.
- Programmable multi-pitch setting function to support the different feeding length and feeding frequency requirement.
- Auto feed monitoring function which can be a safety operation when the unit interlock with press stamping operation.
- Applicable for selecting the optional 4 feeding rolls to meet the thicker material request, to ensure the feeding accuracy.

NC-RL Zig - Zag Servo Feeder



Features

- Zig – Zag motion feeding feature is to achieve the material cost saving and that is performing better than the conventional feeders.
- The unit is made under the one-piece body construction design and adopting the linear slide rails, ball screw driving device to achieve the highest working stability.

Specification

Model		NC-150	NC-200	NC-300	NC-300S	NC-400	NC-500	NC-600	NC-800	NC-1000	NC-1250
Width of Material	mm	150	200	300	300	400	500	600	800	1000	1250
Thickness of Material	mm	0.1 ~ 2.0			0.1 ~ 3.0 (Option: 4 or 6)						
Feed Roll Up	mm	72 x 1 (Pu Roll)			112 x 1 (Pu Roll)						
Work Roll Down	mm	72 x 1			112 x 1						
Servo Motor	kW	1.0	1.0	1.0	2.0	2.0	3.5	3.5	5.0	5.0	7.0
Feed Length	mm	1 ~ 9999.99									
P.L.H Adjustment	mm	156 ~ 226			187 ~ 367						

▪ All Specifications, dimensions and design characteristics shown in this catalogue are subject to change without notice.

Standard Accessories

- Programmable multi-pitch setting with cutting signal output function. (Cutting signal output function is able to control the cutting device.)
- 5.7 "Mitsubishi Touch panel
- PLC controller - Mitsubishi (Made in Japan)
- Orientation controller - Mitsubishi (Made in Japan)
- NC servo controller - Mitsubishi (Made in Japan)
- Feeding rolls air release.

Optional Accessories

- Micro-Adjusted lubricator
- Gear box driven type device. (Applicable to material thickness above 3 ~ 4 mm)
- Four feeding rolls set unit with gear box driving device. (Applicable to material thickness above 5 ~ 6 mm)
- Closed loop type AC servo control system.
- Special software demand.

Micro-Adjusted Lubricator



AT Series:
Thickness of material: 0.1~6.0 mm

BT Series:
Thickness of material: 0.1~2.0 mm

Standard Accessories



Optional Accessories

- Tank with solenoid valve and level switch.
- Stainless tank with solenoid valve.
- Motor oil pump tank.

FNC- Servo Feeder



SNC Servo Feeder



2 IN 1 Four Plane Surface

Precision Uncoiler & Leveler



Flip - Top Leveler Head Device




2 IN 1 Four Plane Surface Precision Uncoiler & Leveler + Coil Car




Features

- The unique patent design leveler (Taiwan & China).
- 2 IN 1 uncoiler & straightener is designed for save the space.
- Flip - Top leveler head device designed for easy maintenance operation.
- Customer - made accessories for pneumatic snubber arm, hydraulic expansion device...etc. It is welcome for any your special demand to create your own suitable machine.
- For high flatness required production, the unique four plane leveling design can not only make the precise flatness to front-rear (longitudinal curvature) side of the material but also left-right (transverse curvature) side of the material.



Longitudinal curvature



Transverse curvature

Specification

GSF Series

Model		GSF-150	GSF-200	GSF-300	GSF-400
Width of Material	mm	150	200	300	400
Thickness of Material	mm	0.1 ~ 0.6			
Leveler Rolls	mm	20 x 32 pcs	20 x 32 pcs	20 x 32 pcs	20 x 32 pcs
Leveler Motor	HP	1	1	2	2
Leveler Inverter	kW	1.5	1.5	2.2	2.2

GMF Series

Model		GMF-150	GMF-200	GMF-300	GMF-400	GMF-500
Width of Material	mm	150	200	300	400	500
Thickness of Material	mm	0.1 ~ 0.6 or 0.2 ~ 1.0				
Feeding Upper Rolls	mm	60 x 2 pcs				
Feeding Lower Rolls	mm	60 x 2 pcs				
Leveler Rolls	mm	30 x 32 pcs	30 x 32 pcs	30 x 32 pcs	30 x 32 pcs	30 x 32 pcs
Leveler Motor	HP	1	2	2	3	3
Leveler Inverter	kW	1.5	2.2	2.2	3.7	3.7

GWF Series

Model		GWF-200	GWF-300	GWF-400	GWF-500	GWF-600
Width of Material	mm	200	300	400	500	600
Thickness of Material	mm	0.2 ~ 1.0 or 0.3 ~ 1.2				
Feeding Upper Rolls	mm	60 x 2 pcs				
Feeding Lower Rolls	mm	60 x 2 pcs				
Leveler Rolls	mm	40 x 32 pcs	40 x 32 pcs	40 x 32 pcs	40 x 32 pcs	40 x 32 pcs
Leveler Motor	HP	2	2	3	3	3
Leveler Inverter	kW	2.2	2.2	3.7	3.7	3.7

GOF Series

Model		GOF-200	GOF-300	GOF-400	GOF-500	GOF-600
Width of Material	mm	200	300	400	500	600
Thickness of Material	mm	0.4 ~ 2.0				
Feeding Upper Rolls	mm	60 x 2 pcs				
Feeding Lower Rolls	mm	60 x 2 pcs				
Leveler Rolls	mm	50 x 32 pcs	50 x 32 pcs	50 x 32 pcs	50 x 32 pcs	50 x 32 pcs
Leveler Motor	HP	2	2	3	3	3
Leveler Inverter	kW	2.2	2.2	3.7	3.7	3.7

Uncoiler Specifications

Width of Material	mm	150	200	300	400	500	600
Max. Coil Weight	kg	1000	1000	1000	1500	2000	3000
Coil I.D.	mm	Ø450 ~ 520 (Option: Ø300 ~ 520)			Ø450 ~ 520		
Max. Coil O.D.	mm	1200 or 1500					
Uncoiler Expansion		Manual or Hydraulic					
Uncoiler Motor	HP	1/2	1/2	1/2	1	1	2
	kW	0.75	0.75	0.75	1.5	1.5	2.2

- If material occur unconventional curve phenomena the leveler can't promise flat of material accuracy.
For example : Cross bow, torsion, wave edges, central buckles ..ext.
- All specifications, dimensions and design characteristics shown in this catalogue are subject to change without notice.


Standard Accessories

- Flip - Top leveler head device.
- Manual in feed coil guide device.
- Motor driven Uncoiler & Leveler with inverter control.
- 2 points micro adjustment with 3 sets. (attached with dial gauge)
- H Type touch loop control sensor.
- A frame type coil guide.

Optional Accessories

- Hydraulic expansion device.
- Snubber arm.
- Quick fixed coil guide.
- Ultrasonic speed loop control device.
- Photoelectric sensor.
- Coil car (Coil loading assisting device).

2 IN 1 Two Plane Surface Precision Uncoiler & Leveler




GMT Series



Flip – Top Leveler Head Device



Flip – Top Leveler Head Device



GWT / GXT / GOT / GLT Series



Flip – Top Leveler Head Device



MLT / MLAT Series



Two Plane Precision Leveler CMT / CWT / CXT / COT / CLT Series



CMT Series Type 1



Flip – Top Leveler Head Device



CMT Series Type 2

- The combination of CMT Leveler & CT electronically controlled horizontal uncoiler is designed for saving the space.



CT Series



Features

- 2 IN 1 uncoiler & straightener is designed for save the space.
- The unique 2 section leveling designed for solving the high flatness and leveling stability of material requirement.
- Flip – Top leveler head device designed for easy maintenance operation.
- Adopting the dual inverter driving motors to reduce the scratching problem of the material surface.
- Manual type in feed coil guiding device to simplify the coil loading operation.
- Custom-made accessories for pneumatic snubber arm, hydraulic expansion device...etc. It is welcome for any your special demand to create your own suitable machine.

GMT / CMT Series for 0.1 ~ 0.6 mm

Model		CMT-100	GMT-150 / CMT-150	GMT-200 / CMT-200	GMT-300 / CMT-300	GMT-400 / CMT-400
Width of Material	mm	100	150	200	300	400
Thickness of Material	mm	0.1 ~ 0.6				
Leveler Rolls	mm	20 x 22 pcs	20 x 22 pcs	20 x 22 pcs	20 x 22 pcs	20 x 22 pcs
Leveler Motor	HP	1/2	1	1/2	1	1
Leveler Inverter	kW	0.75	0.75	0.75	1.5	1.5

GWT / CWT Series for 0.2 ~ 1.0 mm

Model		GWT-150 CWT-150	GWT-200 CWT-200	GWT-300 CWT-300	GWT-400 CWT-400	GWT-500 CWT-500	GWT-600 CWT-600
Width of Material	mm	150	200	300	400	500	600
Thickness of Material	mm	0.2 ~ 1.0					
Feeding Upper Rolls	mm	60 x 1 Pce					
Feeding Lower Rolls	mm	60 x 1 Pce					
Leveler Rolls	mm	30 x 20 pcs	30 x 20 pcs	30 x 20 pcs	30 x 20 pcs	30 x 20 pcs	30 x 20 pcs
Leveler Motor	HP	1	1	1	2	2	2
Leveler Inverter	kW	0.75	0.75	1.5	1.5	1.5	2.2

GXT / CXT Series for 0.3 ~ 1.2 mm

Model		GXT-200 CXT-200	GXT-300 CXT-300	GXT-400 CXT-400	GXT-500 CXT-500	GXT-600 CXT-600	GXT-700 CXT-700	GXT-800 CXT-800
Width of Material	mm	200	300	400	500	600	700	800
Thickness of Material	mm	0.3 ~ 1.2						
Feeding Upper Rolls	mm	60 x 1 Pce						
Feeding Lower Rolls	mm	60 x 1 Pce						
Leveler Rolls	mm	40 x 14 pcs	40 x 14 pcs	40 x 14 pcs	40 x 14 pcs	40 x 14 pcs	50 x 14 pcs	50 x 14 pcs
Leveler Motor	HP	1	2	2	2	3	3	5
Leveler Inverter	kW	0.75	1.5	1.5	1.5	2.2	2.2	3.7

GOT / MLT / COT Series for 0.5 ~ 2.0 mm

Model		GOT-200 COT-200	GOT-300 COT-300	GOT-400 COT-400	GOT-500 MLT-500 COT-500	GOT-600 MLT-600 COT-600	GOT-700 MLT-700 COT-700	GOT-800 MLT-800 COT-800	GOT-900 MLT-900 COT-900	GOT-1000 MLT-1000 COT-1000	
Width of Material	mm	200	300	400	500	600	700	800	900	1000	
Thickness of Material	mm	0.5 ~ 2.0									
Feeding Upper Rolls	mm	60 x 1 Pce									
Feeding Lower Rolls	mm	78 x 1 Pce									
Leveler Rolls	mm	50 x 14 pcs	50 x 14 pcs	50 x 14 pcs	50 x 14 pcs	50 x 14 pcs	60 x 14 pcs	60 x 14 pcs	60 x 14 pcs	60 x 14 pcs	
Leveler Motor	HP	1	2	2	2	3	3	5	5	7.5	
Leveler Inverter	kW	0.75	1.5	1.5	1.5	2.2	2.2	3.7	3.7	5.5	

GLT / MLAT / CLT Series for 0.5 ~ 3.0 mm

Model		GLT-200 CLT-200	GLT-300 CLT-300	GLT-400 CLT-400	GLT-500 MLAT-500 CLT-500	GLT-600 MLAT-600 CLT-600	GLT-700 MLAT-700 CLT-700	GLT-800 MLAT-800 CLT-800	MLAT-900 CLT-900	MLAT-1000 CLT-1000	
Width of Material	mm	200	300	400	500	600	700	800	900	1000	
Thickness of Material	mm	0.5 ~ 3.0									
Feeding Upper Rolls	mm	60 x 1 Pce					66 x 1 Pce		72 x 1 Pce		
Feeding Lower Rolls	mm	78 x 1 Pce					78 x 1 Pce		78 x 1 Pce		
Leveler Rolls	mm	60 x 14 pcs	60 x 14 pcs	60 x 14 pcs	60 x 14 pcs	60 x 14 pcs	66 x 14 pcs	66 x 14 pcs	72 x 14 pcs	72 x 14 pcs	
Leveler Motor	HP	1	2	2	2	3	3	5	5	7.5	
Leveler Inverter	kW	0.75	1.5	1.5	1.5	2.2	2.2	3.7	3.7	5.5	

Uncoiler Specifications

Width of Material	mm	150	200	300	400	500	600	700	800	900	1000
Max. Coil Weight	kg	1000	1000	1000	1500	2000	2000	3000	3000	5000	5000
Coil I.D.	mm	Ø450 ~ 520 (Option: Ø300 ~ 520)			Ø450 ~ 520			Ø480 ~ 520			
Max. Coil O.D.	mm	1200 or 1500									
Uncoiler Expansion		Manual or Hydraulic						Hydraulic			
Uncoiler Motor and Inverter	HP	1/2	1/2	1/2	1	1	1	2	2	3	3
	kW	0.75	0.75	0.75	0.75	0.75	1.5	1.5	2.2	2.2	3.7

CT Series Electronically Controlled Horizontal Uncoiler

Model		CT-1000	CT-1500
Coil Weight	kg	1000	1500
Max. Coil O.D.	mm	1000	
Rotational Speed	R.P.M	0 ~ 24	
Uncoiler Motor and Inverter	HP	1/2	1
	kW	0.75	0.75


- If material occur unconventional curve phenomena the leveler can't promise flat of material accuracy.
For example : Cross bow, torsion, wave edges, central buckles ..ext.
- All specifications, dimensions and design characteristics shown in this catalogue are subject to change without notice.

Standard Accessories

- Flip – Top leveler head device.
- Manual in feed coil guide device.
- Motor driven Uncoiler & Leveler with inverter control.
- 2 points micro adjustment with 3 sets. (Attached with dial gauge)
- Touch loop control sensor.
- A frame type coil guide.

Optional Accessories

- Hydraulic expansion device.
- Snubber arm.
- Quick fixed coil guide.
- Ultrasonic speed loop control device.
- Photoelectric sensor.
- Coil Car (Coil loading assisting device).



GMT / GWT / GXT / GOT / GLT Series
+ Coil Car + Hydraulic Expansion Device.



GOT / GLT Series + Snubber Arm
+ Hydraulic Expansion Device
+ Ultrasonic Speed Loop Control Device.


2 IN 1 Series Compact Uncoiler & Straightener



GO / GL Series



SGO / SGL Series



SGL4 Series



CL / CLA Series



ML / MLA Series



TL / TLA Series



MLA4 / MLA6 Series



Features

- 2 IN 1 uncoiler & straightener is designed for save the space.
- Friendly operation controlled by adopting the independent control cabinet.
- Customer can optional the dual inverter driving motors to reduce the scratching problem of the material surface.
- Custom-made accessories for pneumatic snubber arm, hydraulic expansion device...etc. It is welcome for any your special demand to create your own suitable machine.

Specification

GO / SGO / ML Series for 0.5 ~ 1.6 mm

Model	ML-150	GO-200	GO-300	GO-400	GO-500	GO-600	GO-700	GO-800	GO-900	GO-1000	
		SGO-200	SGO-300	SGO-400	SGO-500	SGO-600	SGO-700	SGO-800	SGO-900	SGO-1000	
Width of Material	mm	150	200	300	400	500	600	700	800	900	1000
Thickness of Material	mm	0.5 ~ 1.6									
Feeding Upper Rolls	mm	60 x 2 Pce									
Feeding Lower Rolls	mm	80 x 2 Pce									
Straightener Rolls	mm	50 x 7 pcs	50 x 7 pcs	50 x 7 pcs	50 x 7 pcs	50 x 7 pcs	50 x 7 pcs	60 x 7 pcs	60 x 7 pcs	60 x 7 pcs	60 x 7 pcs
Straightener Motor	HP	1	1	1	1	2	2	3	3	5	5

GL / SGL / MLA Series for 0.5 ~ 3.0 mm

Model	MLA-150	GL-200	GL-300	GL-400	GL-500	GL-600	GL-700	GL-800	GL-900	GL-1000	
		SGL-200	SGL-300	SGL-400	SGL-500	SGL-600	SGL-700	SGL-800	SGL-900	SGL-1000	
Width of Material	mm	150	200	300	400	500	600	700	800	900	1000
Thickness of Material	mm	0.5 ~ 3.0									
Feeding Upper Rolls	mm	70 x 1 Pce									
Feeding Lower Rolls	mm	98 x 1 Pce									
Straightener Rolls	mm	60 x 7 pcs	60 x 7 pcs	60 x 7 pcs	60 x 7 pcs	60 x 7 pcs	60 x 7 pcs	72 x 7 pcs	72 x 7 pcs	72 x 7 pcs	72 x 7 pcs
Straightener Motor	HP	1	1	2	2	2	3	3	5	5	7.5

Uncoiler & Straightener

SGL4 / MLA4 Series for 0.8 ~ 4.0 mm

Model		SGL4-200 MLA4-200	SGL4-300 MLA4-300	SGL4-400 MLA4-400	SGL4-500 MLA4-500	SGL4-600 MLA4-600	SGL4-800 MLA4-800
Width of Material	mm	200	300	400	500	600	800
Thickness of Material	mm	0.8 ~ 4.0					
Feeding Upper Rolls	mm	84 x 1 Pce			96 x 1 Pce		
Feeding Lower Rolls	mm	114 x 1 Pce			114 x 1 Pce		
Straightener Rolls	mm	84 x 7 pcs	84 x 7 pcs	84 x 7 pcs	84 x 7 pcs	96 x 7 pcs	96 x 7 pcs
Straightener Motor	HP	2	3	3	3	5	5

MLA6 Series for 1.0 ~ 6.0 mm

Model		MLA6-200	MLA6-300	MLA6-400	MLA6-500	MLA6-600	MLA6-800
Width of Material	mm	200	300	400	500	600	800
Thickness of Material	mm	1.0 ~ 6.0					
Feeding Upper Rolls	mm	96 x 1 Pce			120 x 1 Pce		
Feeding Lower Rolls	mm	114 x 1 Pce			150 x 1 Pce		
Straightener Rolls	mm	96 x 7 pcs	96 x 7 pcs	96 x 7 pcs	96 x 7 pcs	120 x 7 pcs	120 x 7 pcs
Straightener Motor	HP	3	3	3	5	5	7.5

Uncoiler Specifications

Width of Material	mm	150	200	300	400	500	600	700	800	900	1000
Max. Coil Weight	kg	1000	1000	1000	1500	2000	2000	3000	3000	5000	5000
Coil I.D.	mm	Ø450 ~ 520 (Option: Ø300 ~ 520)			Ø450 ~ 520			Ø480 ~ 520			
Max. Coil O.D.	mm	1200 or 1500									
Uncoiler Expansion		Manual or Hydraulic						Hydraulic			
Uncoiler Motor and Inverter	HP	1/2	1/2	1/2	1	1	1	2	2	3	3
	kW	0.75	0.75	0.75	0.75	0.75	1.5	1.5	2.2	2.2	3.7

CL / CLA Series

Model		CL-150	CL-200	CL-300	CLA-150	CLA-200	CLA-300
Width of Material	mm	150	200	300	150	200	300
Thickness of Material	mm	0.5 ~ 1.6			0.5 ~ 3.0		
Feeding Upper Rolls	mm	60 x 2 Pce			70 x 1 Pce		
Feeding Lower Rolls	mm	80 x 2 Pce			98 x 1 Pce		
Straightener Rolls	mm	50 x 7 pcs	50 x 7 pcs	50 x 7 pcs	60 x 7 pcs	60 x 7 pcs	60 x 7 pcs
Straightener Motor	HP	1/2	1	1	1	1	2
Max. Coil O.D.	mm	1000					
Max. Coil Weight	kg	400	600	800	400	600	800

■ All specifications, dimensions and design characteristics shown in this catalogue are subject to change without notice.


Standard Accessories

- Touch loop control sensor.
- Material holder.
- A frame type coil guide.

Optional Accessories

- Straightener dial gauge.
- Straightener inverter.
- Uncoiler motor driving
- Uncoiler inverter.
- Hydraulic expansion device.
- Snubber arm.
- Quick fixed coil guide.
- Ultrasonic speed loop control sensor.
- Photoelectric sensor.
- Coil car (Coil loading assisting device).

Roll Feeder



GFS Series

- Width of Material: 60 ~ 700 mm
- Feed Length: 50 ~ 200 mm

Straightener



CO / COA Series

- Width of Material: 150 ~ 600 mm
- Thickness of Material: 0.5 ~ 1.6 / 0.5 ~ 3.0 mm


Rewinder



MA Series


- Width of Material: 200 ~ 300 mm

Uncoiler



MT Series

- Width of Material: 200 ~ 1600 mm



TT1 / TT2 Twin Type Series

- Width of Material: 200 ~ 800 mm



Scrap Cutting Machine



Touch Sensor Control Type
CR-60



Limit Switch Control Type



SW Series
■ Width of Material: 300 ~ 600 mm